Britannia 2011-2012

1/20/12 Telus Invitational vs Churchill

	1	2	3	4	T
Britannia 2011-	26	20	22	18	86
Churchill	4	12	9	9	34

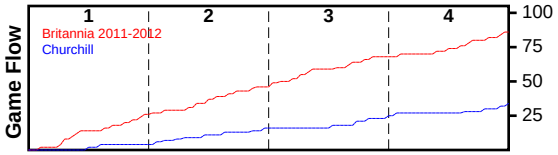

#	Name	G	MIN	FGM	FGA	FG%	2PM	2PA	2P%	3PM	3PA	3P%	FTM	FTA	FT%	OREB	DREB	REB	AST	STL	BLK	DEF	TO	PF	CHG	PM	PTS
4	Angie Banh	1	15	0	4	0.000	0	4	0.000	0	0	0.000	1	2	0.500	0	0	0	0	0	0	0	4	0	0	14	1
5	Ashley Dela Cruz Yip	1	19	5	8	0.625	5	8	0.625	0	0	0.000	0	0	0.000	2	4	6	1	2	0	0	2	1	0	16	10
6	Karen Li	1	26	2	9	0.222	2	6	0.333	0	3	0.000	0	0	0.000	1	0	1	6	4	0	0	5	3	0	38	4
7	Naomi Morcilla	1	16	4	9	0.444	4	8	0.500	0	1	0.000	1	2	0.500	2	1	3	0	2	0	0	1	2	0	12	9
8	Kini Do	1	14	2	5	0.400	2	3	0.667	0	2	0.000	0	0	0.000	1	2	3	1	0	0	0	0	1	0	10	4
9	Jennifer Carpio	1	22	5	9	0.556	5	5	1.000	0	4	0.000	1	1	1.000	1	3	4	1	7	2	0	3	3	0	40	11
14	Jolissa Crossley	1	22	8	14	0.571	8	14	0.571	0	0	0.000	4	4	1.000	6	3	9	0	3	0	0	2	0	0	40	20
15	Becky Fernandez	1	24	7	16	0.438	7	16	0.438	0	0	0.000	2	5	0.400	5	6	11	2	3	3	0	4	2	0	34	16
23	Jilliane Vina	1	24	2	8	0.250	2	8	0.250	0	0	0.000	0	0	0.000	1	2	3	1	1	0	0	1	1	0	29	4
25	Amanda Young	0	0	0	0	0.000	0	0	0.000	0	0	0.000	0	0	0.000	0	0	0	0	0	0	0	0	0	0	0	0
33	Helen Wilson	1	22	3	12	0.250	3	12	0.250	0	0	0.000	1	4	0.250	5	4	9	0	2	0	0	1	2	0	27	7
	TOTALS	**1**	**40**	**38**	**94**	**0.404**	**38**	**84**	**0.452**	**0**	**10**	**0.000**	**10**	**18**	**0.556**	**24**	**25**	**49**	**12**	**24**	**5**	**0**	**23**	**15**	**0**	**52**	**86**

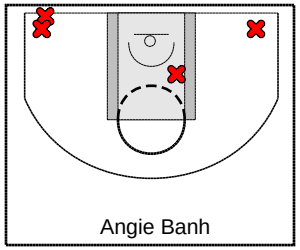
Angie Banh


Ashley Dela Cruz Yip

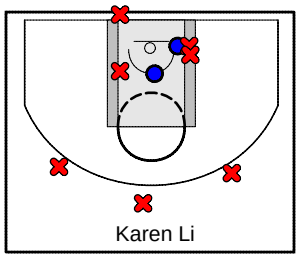
Karen Li

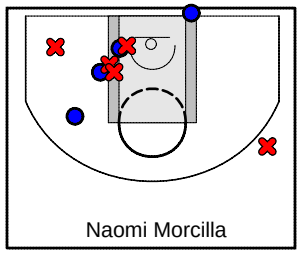
Naomi Morcilla

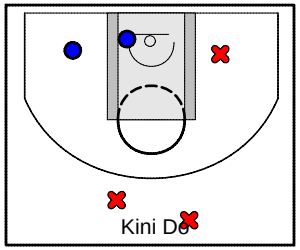
Kini Do

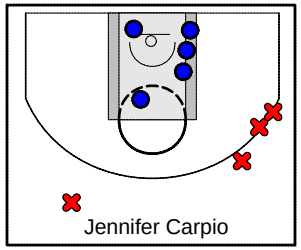
Jennifer Carpio

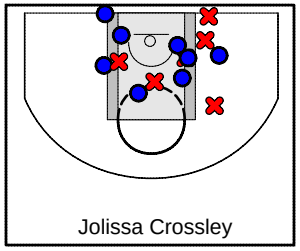
Jolissa Crossley

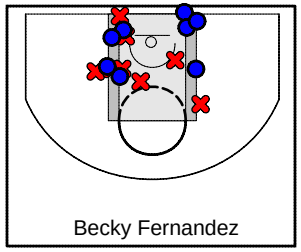
Becky Fernandez

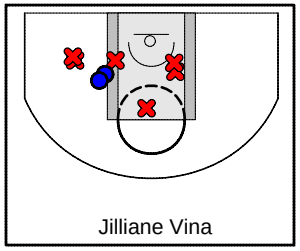
Jilliane Vina

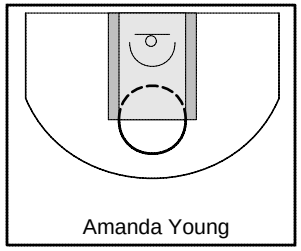
Amanda Young

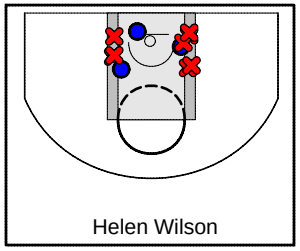
Helen Wilson

Churchill

1/20/12 Telus Invitational vs Churchill

	1	2	3	4	T
Britannia 2011-	26	20	22	18	86
Churchill	4	12	9	9	34

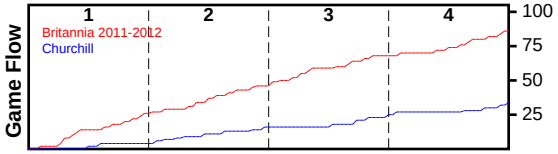

#	Name	G	MIN	FGM	FGA	FG%	2PM	2PA	2P%	3PM	3PA	3P%	FTM	FTA	FT%	OREB	DREB	REB	AST	STL	BLK	DEF	TO	PF	CHG	PM	PTS
1	Churchill	1	11	2	11	0.182	2	11	0.182	0	0	0.000	0	0	0.000	0	0	0	0	0	0	0	0	3	0	-23	4
2	Churchill	1	10	4	15	0.267	4	15	0.267	0	0	0.000	4	8	0.500	0	0	0	0	0	0	0	0	4	0	-7	12
3	Churchill	1	10	4	11	0.364	3	8	0.375	1	3	0.333	0	4	0.000	0	0	0	0	0	0	0	0	4	0	-13	9
4	Churchill	1	10	4	19	0.211	4	19	0.211	0	0	0.000	1	2	0.500	0	0	0	0	0	0	0	0	2	0	-9	9
	TOTALS	**1**	**40**	**14**	**56**	**0.250**	**13**	**53**	**0.245**	**1**	**3**	**0.333**	**5**	**14**	**0.357**	**0**	**0**	**0**	**0**	**0**	**0**	**0**	**0**	**13**	**0**	**-52**	**34**

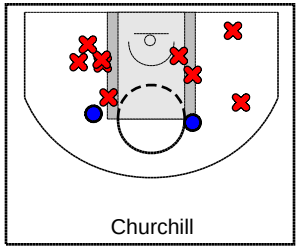

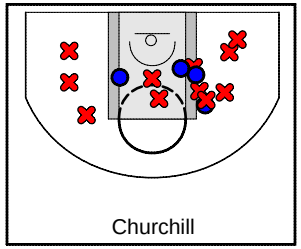

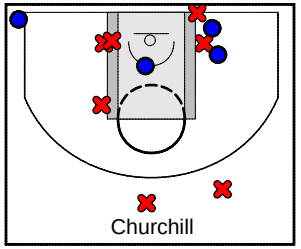

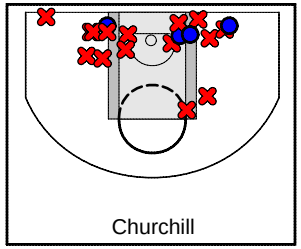

Game Summary Comparison

Statistic	Britannia 2011-2012	Churchill
Points	86	34
Field Goals	38 / 94	14 / 56
2 Point	38 / 84	13 / 53
3 Point	0 / 10	1 / 3
Free Throws	10 / 18	5 / 14
Assists	12	0
Rebounds	49	0
Offensive	24	0
Defensive	25	0
Blocks	5	0
Steals	24	0
Deflections	0	0
Turnovers	23	0
Charges Taken	0	0
Personal Fouls	15	13

Britannia 2011-2012

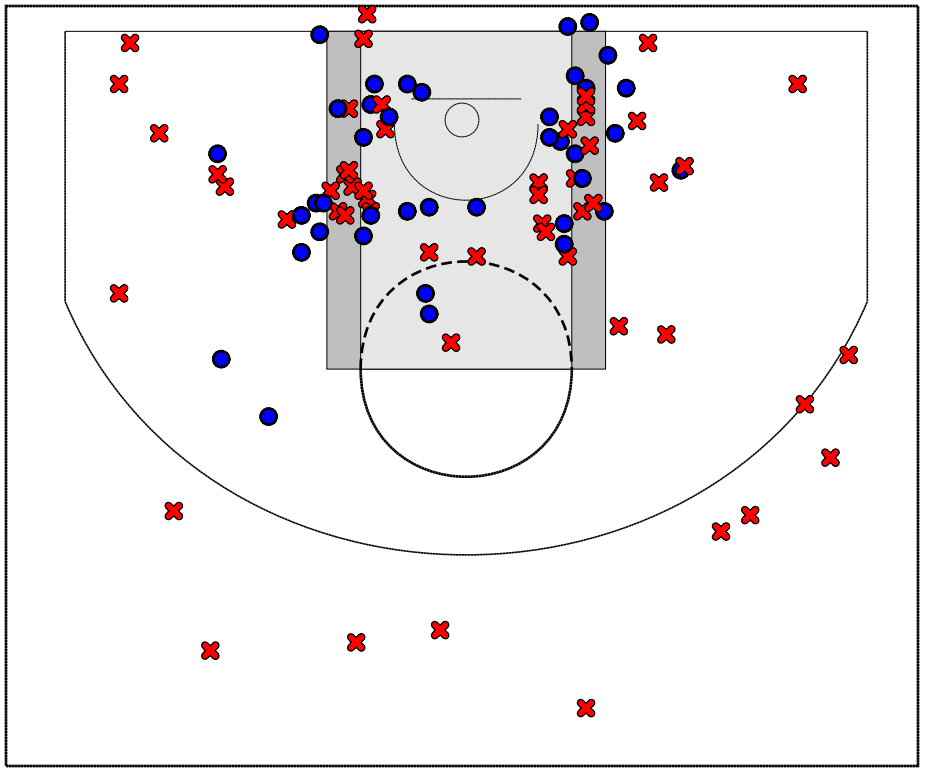
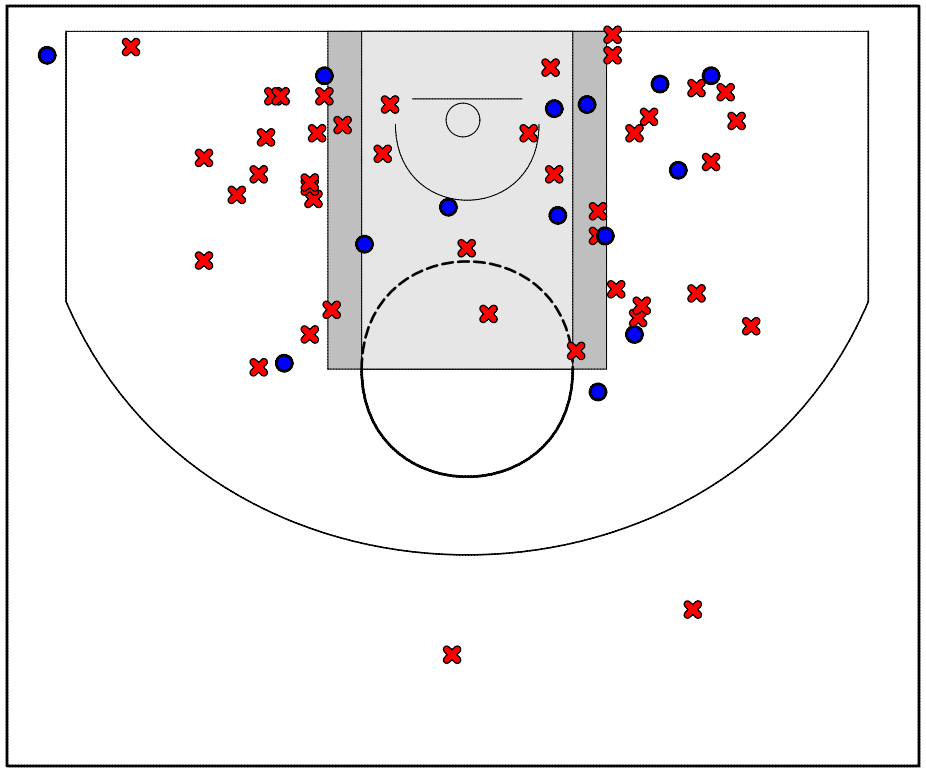
Churchill